



Summary of Materials
Distribution

Click It or Ticket 2022

Resources Distributed All Districts	Locations 2021	Locations 2022	Locations Total	Items 2021	Items 2022	Items Total
Safety Belt Activity Booklet	303	153	456	76,208	21,260	97,468
CIOT Banner	80	179	259	381	475	856
CIOT Enforcement Yard Sign	266	172	438	4,373	1,516	5,889
CIOT USB Drives	209	237	446	1,758	2,272	4,030
Child Restraint LEO Reference Card	212	113	325	31,340	10,724	42,064

District 1	Locations 2021	Locations 2022	Locations Total	Items 2021	Items 2022	Items Total
Safety Belt Activity Booklet	40	26	66	10,159	1,670	11,829
CIOT Banner	16	44	60	133	109	242
CIOT Enforcement Yard Sign	15	42	57	991	163	1,154
CIOT USB Drives	42	44	86	339	487	826
Child Restraint LEO Reference Card	1	49	50	450	774	1,224

District 2	Locations 2021	Locations 2022	Locations Total	Items 2021	Items 2022	Items Total
Safety Belt Activity Booklet	56	47	103	18,750	15,850	34,600
CIOT Banner	0	22	22	0	137	137
CIOT Enforcement Yard Sign	42	33	75	936	810	1,746
CIOT USB Drives	26	52	78	385	970	1,355
Child Restraint LEO Reference Card	53	41	94	6,975	4,650	11,625

District 3 LAN Meetings This Week	Locations 2021	Locations 2022	Locations Total	Items 2021	Items 2022	Items Total
Safety Belt Activity Booklet	14	37	51	10,729	0	10,729
CIOT Banner	0	43	43	0	50	50
CIOT Enforcement Yard Sign	52	43	95	226	59	285
CIOT USB Drives	0	41	41	0	203	203
Child Restraint LEO Reference Card	0	1	1	0	50	50

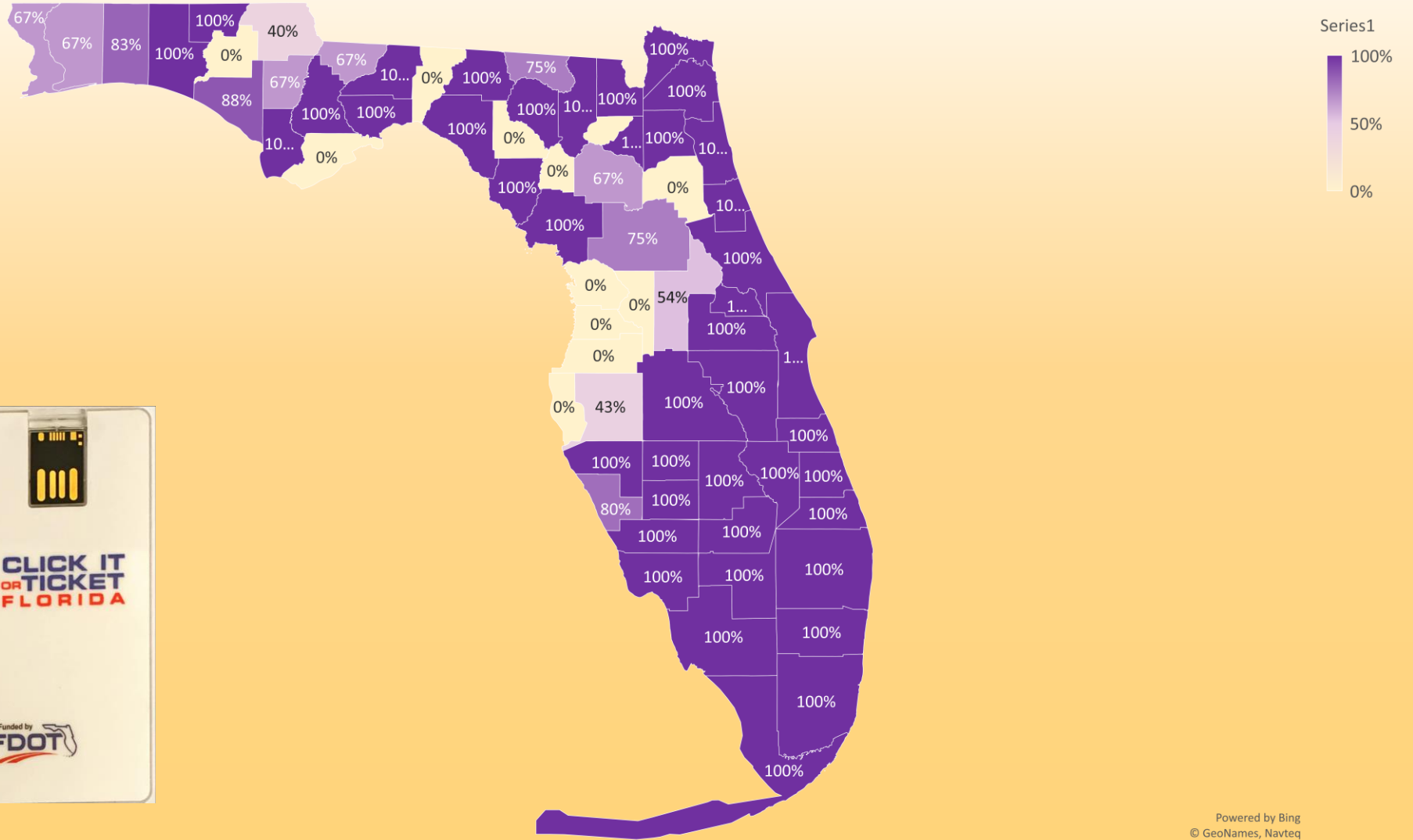
District 4	Locations 2021	Locations 2022	Locations Total	Items 2021	Items 2022	Items Total
Safety Belt Activity Booklet	105	0	105	13,940	0	13,940
CIOT Banner	9	4	13	27	16	43
CIOT Enforcement Yard Sign	53	5	58	761	60	821
CIOT USB Drives	49	18	67	386	231	617
Child Restraint LEO Reference Card	76	0	76	10,460	0	10,460

District 5	Locations 2021	Locations 2022	Locations Total	Items 2021	Items 2022	Items Total
Safety Belt Activity Booklet	68	36	104	14,255	2,940	17,195
CIOT Banner	22	37	59	86	120	206
CIOT Enforcement Yard Sign	47	12	59	682	54	736
CIOT USB Drives	47	58	105	259	303	562
Child Restraint LEO Reference Card	66	21	87	10,155	5,150	15,305

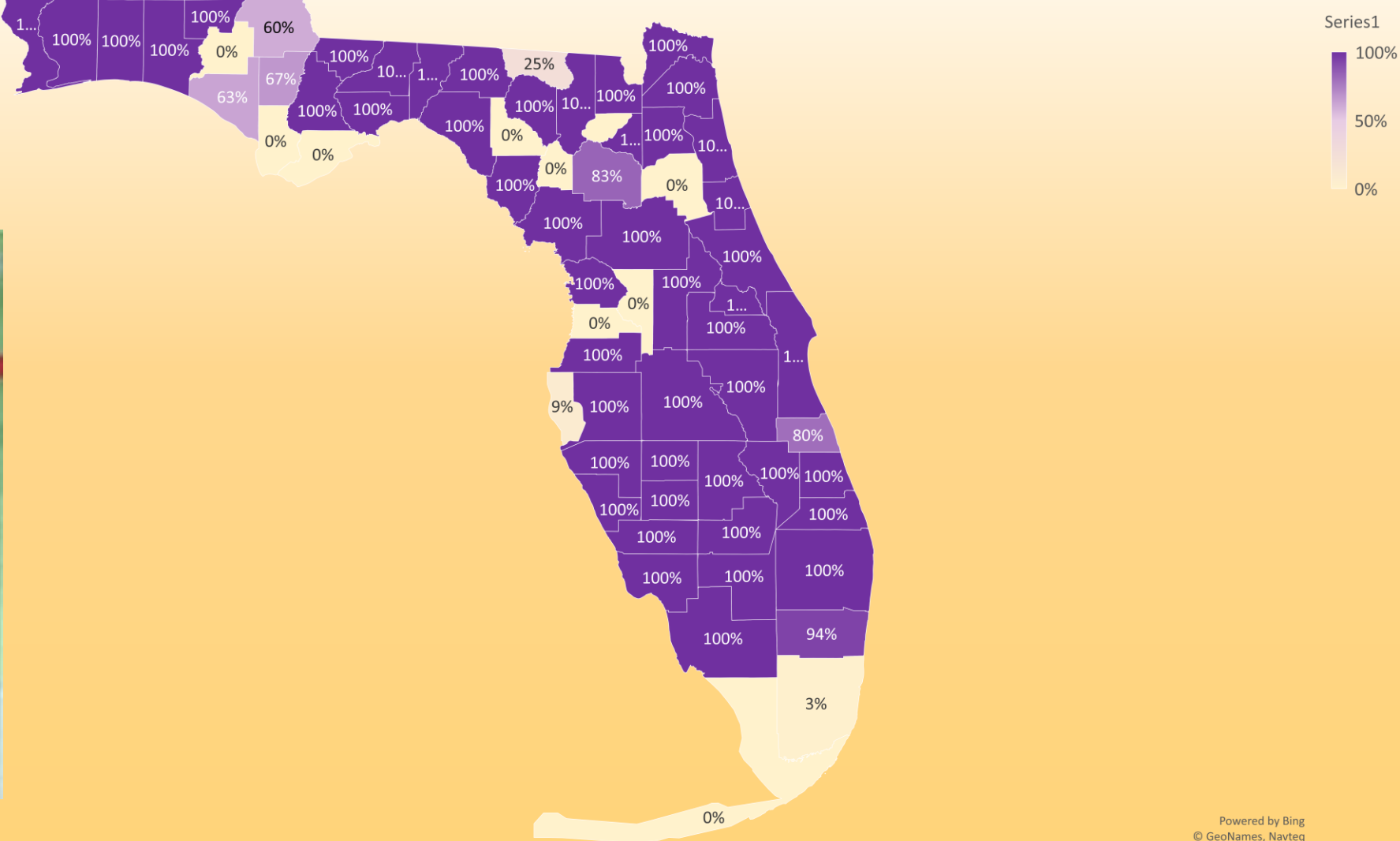
District 6 LAN Meetings This Week	Locations 2021	Locations 2022	Locations Total	Items 2021	Items 2022	Items Total
Safety Belt Activity Booklet	1	0	1	500	0	500
CIOT Banner	31	19	50	125	27	152
CIOT Enforcement Yard Sign	38	23	61	590	310	900
CIOT USB Drives	36	23	59	322	68	390
Child Restraint LEO Reference Card	0	0	0	0	0	0

District 7	Locations 2021	Locations 2022	Locations Total	Items 2021	Items 2022	Items Total
Safety Belt Activity Booklet	19	7	26	7,875	800	8,675
CIOT Banner	2	10	12	10	16	26
CIOT Enforcement Yard Sign	19	14	33	187	60	247
CIOT USB Drives	9	1	10	67	10	77
Child Restraint LEO Reference Card	16	1	17	3,300	100	3,400

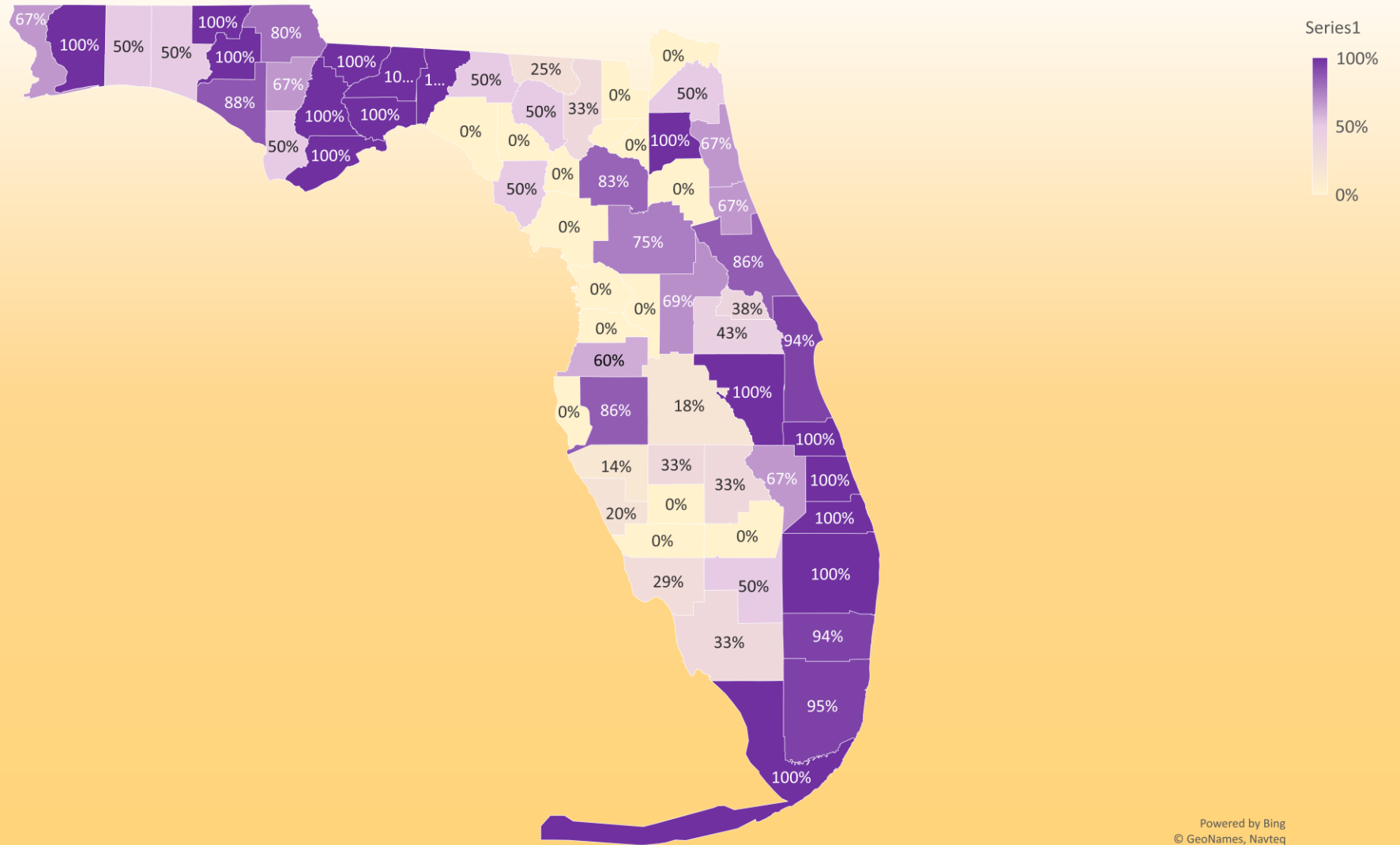
USB/Jump Drives through Oct 1, 2022



Safety Belt Activity Books through Oct 1, 2022



CIOT Yard Sign 2021





Questions?



Click It or Ticket
2022

2022 Florida Click It or Ticket and B2B

The 2022 Florida Click It or Ticket Enforcement Campaign and the Border to Border(B2B) Enforcement Operation.

May 16, through June 5, 2022 – Paid Media

May 23, through June 5, 2022 - Enforcement Mobilization

There was a nationwide kick off for Click It or Ticket with the **Border to Border** 4-hour enforcement mobilization on May 23, 2022

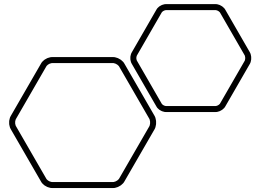
2022 Florida Click It or Ticket and B2B

The Florida Law Enforcement Liaison Program was tasked with engaging Florida Law Enforcement at State, County and Local levels to participate in and report both the Florida B2B Operation and the Florida CIOT Campaign.




The Florida LEL Program promoted Click It or Ticket and B2B in their LEL Program quarterly LAN Meetings, the Florida LEL Program website at www.floridalel.info, The Florida LEL Program Facebook page, in agency visits, email and telecommunication.

The Florida Law Enforcement Liaison created Mobilization web pages in support of the mobilization including digital media support materials and an online reporting system





- Web pages for 2022 Click It or Ticket Mobilization at www.floridalel.info



LEL Program Social Media:

District 7 LEL, Janice Martinez, was responsible for the Florida LEL Program Facebook social media platform

LELs encouraged agencies within their district to utilize support materials for local awareness

LELs were encouraged to track social media engagement by agencies in their district CIOT campaign period in support of B2B and CIOT

Goal was to achieve as many impressions as possible within each district/community to create awareness



Questions?

Law Enforcement Considerations

When encountering Elder Drivers

Is the driver wearing their seat belt?

If not, ask why. Be sensitive. If they have a medical reason; refer them to their doctor.

Does the driver know that seat belts must be used in conjunction with airbags, and failing to use a seat belt can cause greater injury from the Airbags.

Are they wearing their seat belt correctly?

There should be at least ten inches between the driver's chest or torso away from the airbag to reduce injuries from the airbag.

Can the driver see over the steering wheel. The driver's sightline should be at least 3 inches above the top of the steering wheel.

The steering wheel housing with the airbag in its center, should be adjusted so the center is aimed toward the driver's chest and


The head restraint is a safety device used to prevent whiplash and resulting neck injuries. The correct position is when it is within 2 ½ inches or closer from the center of the back area of the driver's head. Touching the back of the head is OK

A great resource for senior drivers can be found at www.seniordriving.aaa.com
For a quick and comprehensive check of an elder driver's safe fit in a vehicle, drivers can check out CarFit at: www.car-fit.org

Some issues may be mobility issues such as; a driver unable to reach for the seat belt may be remedied with a simple



The Florida Occupant Protection Coalition (FOPC) was formed to identify and prioritize Florida's most pressing occupant protection issues.
www.floccupantprotection.com



- Update Elder Driver Tip Card
- Discussion



Law Enforcement Considerations when Encountering Elder Drivers



Is the driver wearing their safety belt? If not, ask why. Be sensitive. If they have a medical reason, refer them to their doctor.

Does the driver know that safety belts must be used in conjunction with airbags? Failing to use a safety belt can cause greater injury from an activated airbag.



Is the driver wearing their safety belt correctly?

Driver's chest or torso should be at least 10 inches away from the steering wheel to reduce injuries if airbag is activated.

The steering wheel should be adjusted so its center (which contains the airbag) is aimed toward the driver's chest or torso.



Can the driver see over the steering wheel? The driver's sightline should be at least 3 inches above the top of the steering wheel.

The head restraint is used to prevent whiplash and resulting neck injuries. The driver's head should be no more than 2 1/2 inches away from the head restraint. The back of the head touching the head restraint is OK.



Some driver mobility issues, such as not being able to reach for the safety belt, may be remedied with a simple product available at a local retailer or online.

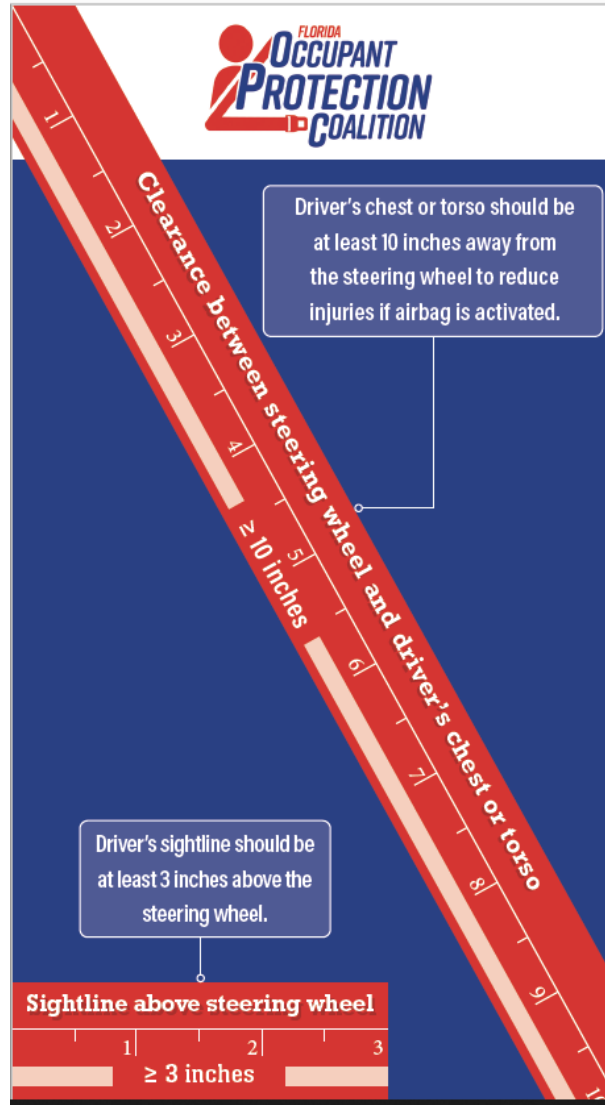
Resources

A great resource for senior drivers can be found at www.seniordriving.aaa.com

For a quick and comprehensive check of an elder driver's safe fit in a vehicle, drivers can check out CarFit at: www.car-fit.org



The Florida Occupant Protection Coalition (FOPC) was formed to identify and prioritize Florida's most pressing occupant protection issues.
www.floccupantprotection.com



- Update Elder Driver Tip Card
- Discussion





Questions?